

English:- Complete Handwriting (pg no. 1to 10) in your Pattern Writing Book.


Activity- Take print out of it and do it accordingly



READING COMPREHENSION



a) "Emma's birthday party"



Hi, my name is Mark. Today is Friday. It's Emma's birthday. We are at her house. We are very happy. Emma is opening her presents. Paul is eating a piece of cake. He's wearing a black t-shirt. Ken is playing a game on the floor. Lara is on the sofa, she is watching TV. Sylvia is drawing. She loves this hobby. I'm talking with Sally. She is wearing her favourite pink dress.



1 Who is who? Match.



Emma



Sylvia



Lara



Paul



Ken

2 Read the question and tick one answer.



a. What are you doing Mark?	I'm talking with Sally. <input type="checkbox"/>	I'm watching TV. <input type="checkbox"/>	
b. Is Sally watching TV?	No, she isn't. <input type="checkbox"/>	Yes, she is. <input type="checkbox"/>	
c. What day is it today?	It's Friday. <input type="checkbox"/>	It's Saturday. <input type="checkbox"/>	
d. How do the kids feel?	They are tired. <input type="checkbox"/>	They are happy. <input type="checkbox"/>	
e. What is Emma doing?	She's opening her presents. <input type="checkbox"/>	He's opening his presents. <input type="checkbox"/>	
f. What is Sylvia wearing?	A pink t-shirt and black pants. <input type="checkbox"/>	A pink dress. <input type="checkbox"/>	



Great job!



Well done! ★

Maths

Activity - Expanded Form Flower

Make a small “garden” with 4 – 5 flowers using different 3-digit numbers like 241, 750, 608, 999.

Materials Required:

Paper plate or a circle cut-out for the center

3 coloured petals (cut from chart paper)

Glue and sketch pens

Steps to Do:

Paste the petals around the center to make a flower.

Write one place value on each petal (Hundreds, Tens, Ones).

Decorate each petal by drawing:

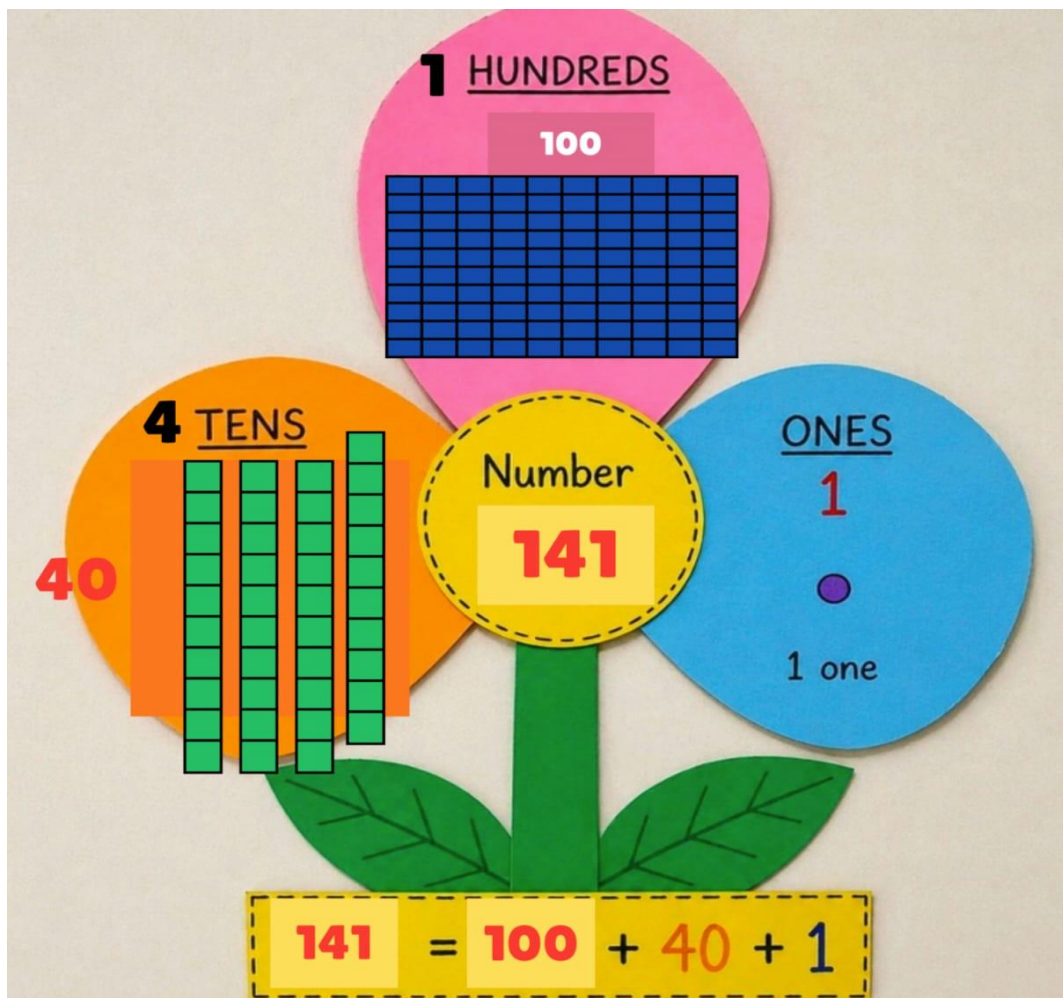
Hundreds petal: draw blocks (e.g., 3 blocks for 300)

Tens petal: draw sticks (e.g., 2 sticks for 20)

Ones petal: draw dots (e.g., 1 dot for 1)

Example:

$$141=100+40+1$$



Hindi:-

Complete handwriting (pg no.1-10) in your Hindi Handwriting Book.

Activity -हिंदी - दिए गए चित्र के अनुसार एक caterpillar बनाएं और लिंग (Gender) बदलें ।

उदाहरण - लड़का × लड़की ।



Odia:-

Complete handwriting (pg no. 1 to 10) in your Odia Handwriting Book.

Activity- ଗପଟିକୁ ପଢ଼ି କ, ଙ, ଞ, ଝ ଶବ୍ଦ ଗୁଡ଼ିକୁ ଅଲଗା ଅଲଗା ଘରେ ଲେଖ ।



ଶଙ୍କରା ଅଜାଙ୍କ ପାଖରେ ବସି ଅଙ୍କ କଷ୍ଟୁଥିଲା । ଠିକ୍ ସେହି ସମୟରେ ସଙ୍ଗା ଉପରୁ ଶଙ୍ଖୀ ବିଲେଇଟିଏ ଅଜାଙ୍କ ଜଘ ଉପରକୁ ଡେଇଁ ପଡ଼ିଲା । ଅଜା ଶଙ୍ଖୀ ବିଲେଇକୁ ତାଙ୍କ ବଙ୍କୁଲି ବାଡ଼ିରେ ଘଉଡ଼ାଇବାବେଳେ ବଙ୍କୁଲି ବାଡ଼ିଟି ପଙ୍ଗାରେ ବାଜି ଡଳକୁ ପଡ଼ିଗଲା । ଏହା ଦେଖି ଅଜାଙ୍କ ସଘର ଲୋକମାନେ ସାଙ୍ଗ ହୋଇ ଧାଇଁ ଆସିଲେ ।

EVS:-

Activity – My Clean Body kit

OR

Things that keep me clean and healthy.

1) Materials Required: Chart paper, Pictures of hygiene items (soap, toothbrush, shampoo, comb, nail cutter), Glue and scissors, Pencil and colours

2) Procedure: Write the title “My Clean Body Kit” or “Things That Keep Me Clean & Healthy” at the top of the page.

Draw a table with two columns:

Item & What we use it for

1. Cut and paste pictures of hygiene items in the first column.
2. Write their uses in the second column.


Example – As given below:

Healthy



Items to Include + Labels

Cut/paste pictures and label them like this:

Item	What we use it for
 Soap	To wash hands and body and kill germs

* For all subjects - Learn and revise that you have been taught so far by writing them in your Rough notebook.

* Practice Reading

Steam Activity :-

Watch the video and do it accordingly

<https://youtu.be/mlzjfjk3ta8?si=LnD-xNYiBMcAj6aZ>
